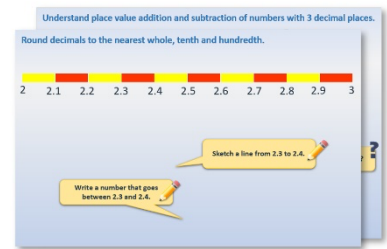


Week 13, Day 4

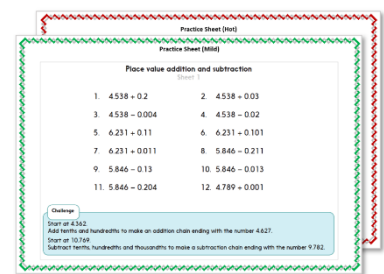
3-D shapes and position

Each day covers one maths topic. It should take you about 1 hour or just a little more.

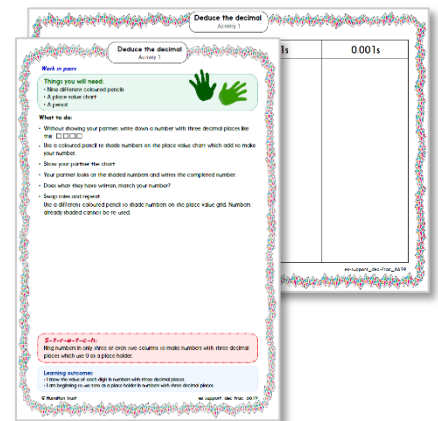
1. Start by reading through the **Learning Reminders**. They come from our *PowerPoint* slides.



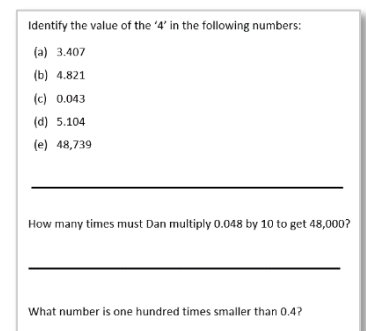
2. Tackle the questions on the **Practice Sheet**. There might be a choice of either **Mild** (easier) or **Hot** (harder)! Check the answers.



3. Finding it tricky? That's OK... have a go with a grown-up at **A Bit Stuck?**

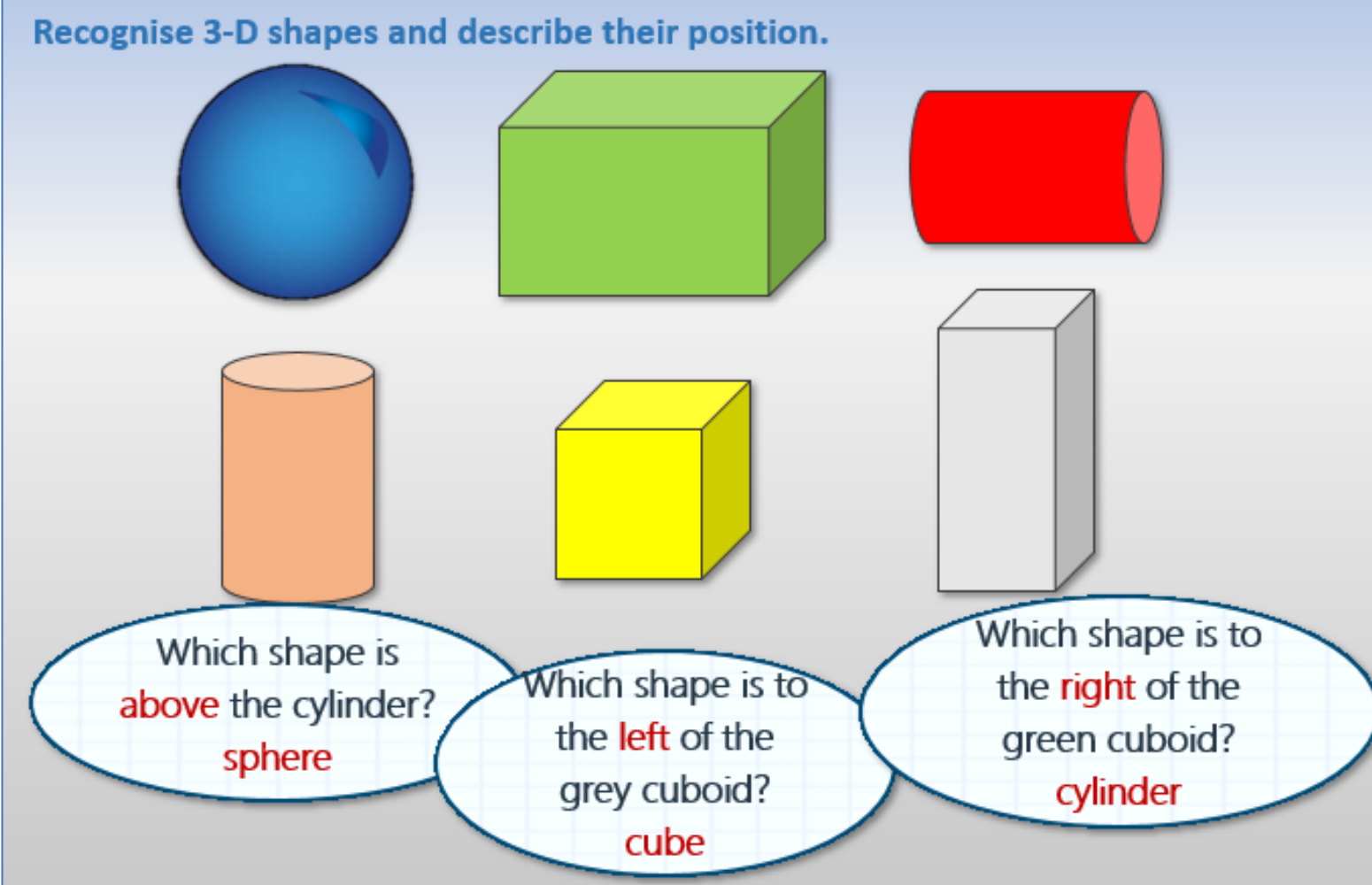


4. Have I mastered the topic? A few questions to **Check your understanding**. Fold the page to hide the answers!



Learning Reminders

Recognise 3-D shapes and describe their position.



Which shape is **above** the cylinder?
sphere

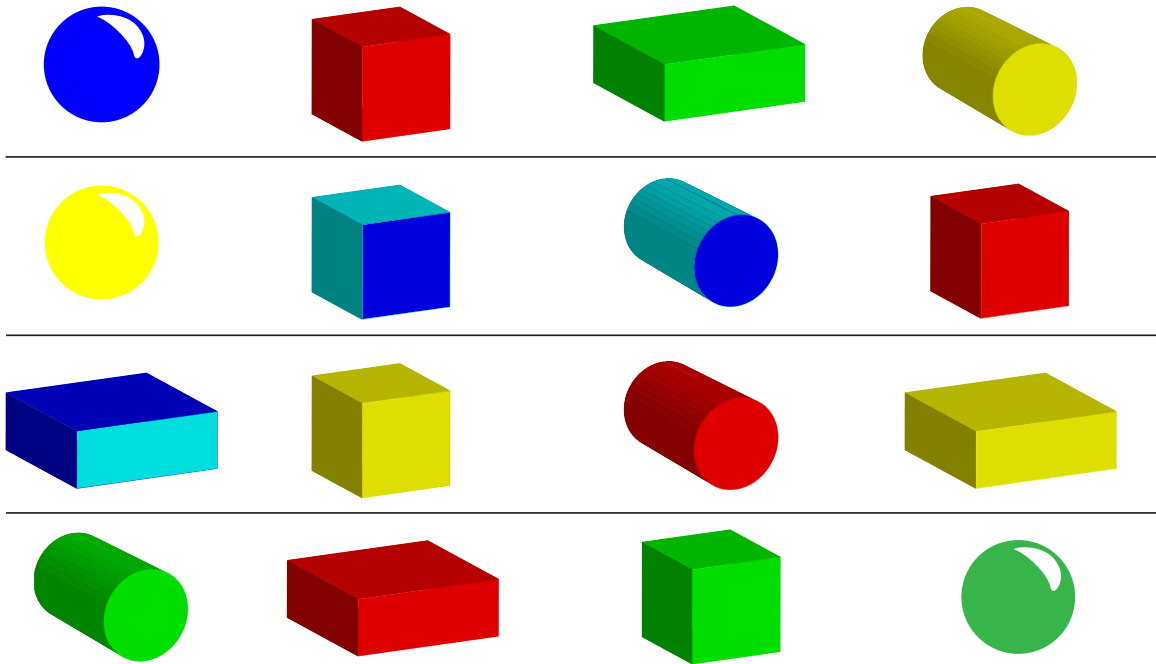
Which shape is to the **left** of the grey cuboid?
cube

Which shape is to the **right** of the green cuboid?
cylinder

Watch this [BBC clip](#) to explore similarities and differences between cubes and cuboids.

Practice Sheet Mild

3-D shapes



Write facts about the shapes relating to their position by filling the gaps in these sentences.

The first one is done as an example.

The *blue cuboid* is on the *left* of the *yellow cube*.

The _____ is **above** the **green sphere**.

The **yellow cylinder** is on the _____ of the **green cuboid**.

The **yellow** _____ is on the **left** of the _____ **cylinder**.

The _____ **cuboid** is **below** the _____.

The _____ is on the **right** of the _____.

Now make up at least three more of your own sentences to fill these gaps:

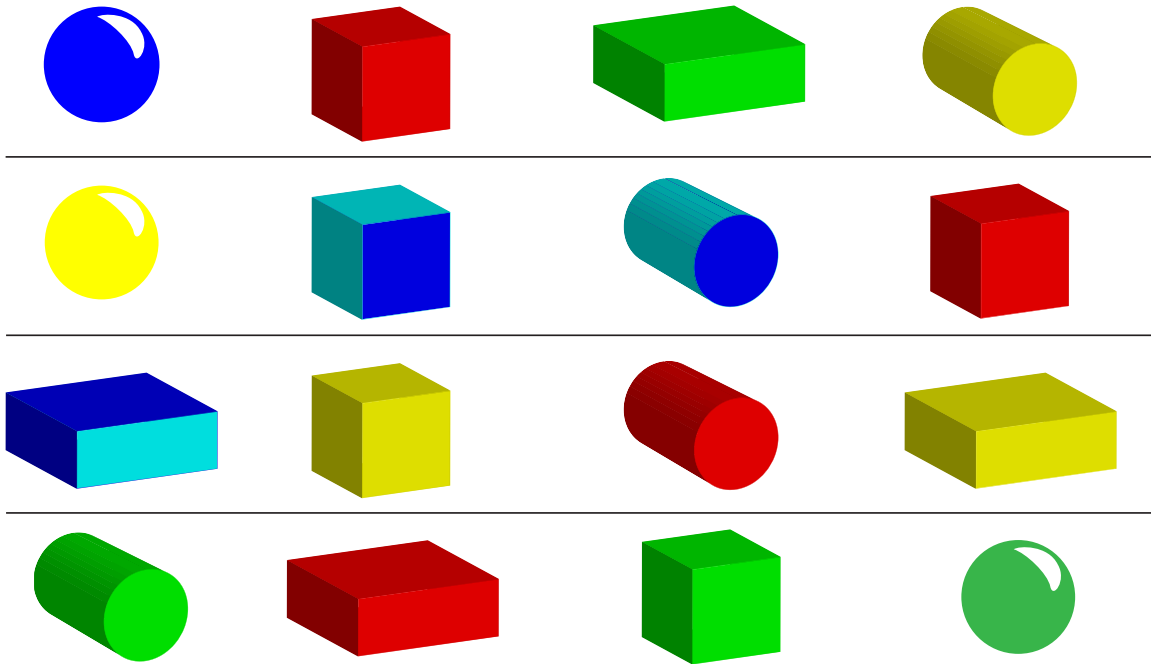
The _____ is on the _____ of the _____

_____. or

The _____ is _____ the _____.

Practice Sheet Hot

3-D shapes



Write facts about the shapes relating to their position by filling the gaps in these sentences.

The _____ is **above** the **green sphere**.

The **yellow** _____ is on the **left** of the _____ **cylinder**.

The _____ is on the **right** of the _____.

Now make up at least five more of your own sentences to fill these gaps:

The _____ is on the _____ of the _____
 _____ . or

The _____ is _____ the _____.

Challenge

Choose a shape. Combine two facts to describe its position. e.g.
 The **red cylinder** is on the **left** of the **yellow cuboid** and **above** the **green cube**.
 Do this for at least three shapes.

Practice Sheet Answers

Practice Sheet (Mild) and (Hot)

Look for short explanations that describe where a shape is positioned in relation to the shapes around it,

e.g. The blue cuboid is beside the yellow cube.

The green cube is under the red cylinder.


The yellow sphere is below the blue sphere.

The red cuboid is between the green cylinder and the green cube.
and so on...

A Bit Stuck? Cat in the hat

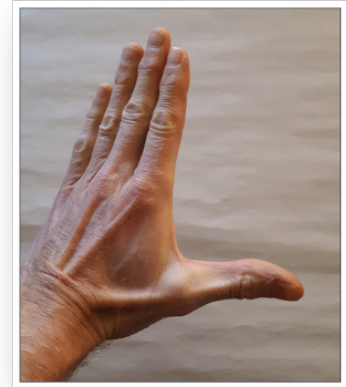
Things you will need:

- A hat
- A soft toy cat, or other favourite toy.



What to do:

- We can make an 'L' between thumb and forefinger using our left hand.
L is the first letter of 'left'.
This can help us to remember left from right!



1. Place the cat on the left of the hat.
2. Place the cat on the right of the hat.
3. Place the cat behind the hat.
4. Place the cat in front of the hat.
5. Place the cat on top of the hat.
6. Now place the cat under the hat!



You can turn this into game of 'Simon says'.

- Play with an adult, taking it in turns to give instructions.
- You must only move the cat when 'Simon says'.
- *Simon says put the cat on top of the hat.* You move the cat.
- *Put the cat under the hat.* Don't move the cat!
- Can you catch each other out?!

Check your understanding: Questions

Find an example of each of these shapes in your home and draw it.

1. Cylinder
 2. Cube
 3. Cone
 4. Sphere
-

What shape is a cereal box?

How many edges does it have?

Write the number on the left of 5.

Write the number on the right of 7.

Write the number under 6.

Write the number above 1.

7	8	9
4	5	6
1	2	3

Answers on the next page

Check your understanding:

Answers

Find an example of each of these shapes in your home and draw it.

1. Cylinder
2. Cube
3. Cone
4. Sphere

If children's drawings are ambiguous or unclear ask them to explain the features that make them a specific shape: How can you tell that that is a cylinder? What makes that a cube? etc.

What shape is a cereal box? **Cuboid**

How many edges does it have? **12**

Write the number on the left of 5. **4**

Write the number on the right of 7. **8**

Write the number under 6. **3**

Write the number above 1. **4**

7	8	9
4	5	6
1	2	3