



# Scavenger Hunt Page

\*Colors

Pages are in **SIX** Languages- Print the one for your class!

- \*French
- \*Spanish
- \*Russian
- \*Norwegian
- \*English
- \*German





## Dear Fellow Language Lover,

Thank you so much for your purchase! We really appreciate your support, and hope you find this resource of great use. Don't forget to leave feedback as this earns you credit towards future purchases! And be sure to follow our shop on TeachersPayTeachers so you receive updates about our new resources right when they come out.

We would also love to have you join us on Facebook, Twitter and Instagram, where we share lots of great tips, resources, and more for teaching language to young children. Sign up for our monthly email newsletter on our blog here: [elmundodepepita.blogspot.com](http://elmundodepepita.blogspot.com)

Please note we have TERMS OF USE for our resources and greatly appreciate you abiding by them.

\*This product, and the individual materials included within, are for your individual use only. Any unauthorized sharing or selling of this product or its contents, including hard or digital copy, online or offline, is strictly prohibited. If you have colleagues who would also like to use a resource, please have them purchase an additional license.

\*Online mention of our product(s) must include a direct link back to the product listing in our TpT (TeachersPayTeachers) Store.

\*All illustrations and images are the sole property of Julie Speno, owner of Mundo de Pepita, LLC, and it's division, Pepita's World Languages for Kids, and are protected by copyright law; they are not to be used as clip art.

All rights are reserved to Mundo de Pepita, LLC. Thank you so much!

Warmly,  
Julie, Matthew, Pepita and the gang

## Scavenger Hunts with Colors

Scavenger hunts are a fun way to reinforce simple reading skills, while engaging kids in hands on activities, which you can then extend by categorizing even further, counting items, and/or describing in greater detail what has been found.

Included are Scavenger boards in 6 languages; print out the board with the language that pertains to your classes.

These boards can be used either outside or inside, with multiple uses depending on the location—in the school garden, on the playground, in the classroom, etc, and of course time of year and season. Kids can collect items to match each category, or can draw something they see/find in each box to represent what they have “found”.

I like to give my students a time limit, usually between 5-10 minutes, and instruct them to ‘hunt’ silently so that they don’t give away items to someone else. Once the time is up, gather back together and compare what has been found. You can lump items together and/or make a tally of common items, a great way to debrief afterwards.



# Colors

**red**

**yellow**

**green**

**blue**

**orange**

**white**


**black**

**gray**

**brown**

**purple**

**pink**



# Los colores

**rosado**

**morado**

**anaranjado**

**blanco**

**azul**

**negro**


**rojo**

**amarillo**

**verde**

**gris**

**café**



# Les couleurs

**rose**

**violet**

**orange**

**blanc**

**bleu**

**noir**


**rouge**

**jaune**

**vert**

**gris**

**marron**



# Die Farben

**rosa**

**violett**

**orange**

**weiß**

**blau**

**schwarz**


**rot**

**gelb**

**grün**

**grau**

**braun**



# Farger

**rosa**

**lilla**

**oransje**

**hvit**

**blå**

**svart**


**rød**

**gul**

**grønn**

**grå**

**brun**





# Цвета

розовый

фиолетовый

оранжевый

белый

синий

чёрный

красный

жёлтый

зелёный

серый

коричневый

