

Different Families - Primary

Stonewall's home learning packs can be used by parents or carers looking to support their child's learning or by education staff looking to send work home for their students. There is a primary, secondary and SEND version of each pack, with a list of suggested activities and supporting materials for you to pick and choose from.

Stonewall is a lesbian, gay, bi and trans equality charity working with employers, schools, colleges and services for LGBT acceptance without exception. Find out more about our work here: www.stonewall.org.uk.

A word on online safety: please make sure you supervise your child when they use YouTube or are using the internet for research. Talk to them about what they should do if they see something that makes them feel uncomfortable or that they think they shouldn't be seeing. Use our [Staying Safe Online](#) resource or the [Childnet](#) website to help you.

Choose the right activity for your child:



a simpler version of the activity



the version of the activity that most children will use



a trickier version of the activity



Reception

- Draw or paint a portrait of your family.
- Make a family tree for your own family – you can choose one of our worksheets to help you.
- Look at the different families in the pictures. Choose one to make a family tree about.
- Cut out and play one of our Different Families card games.
- Choose one of the colouring in sheets, use scrap materials or things from your art and craft supply to turn it into a collage.
- Watch Pop'n'Ollly's story about *The Ice Queen and Her Wife* <https://www.youtube.com/watch?v=asYa3bDmI18&t>. Tell an adult all about it. Can you answer their questions?

Key Stage 1

- Draw or paint a portrait of your family.
- Draw a picture of your family on the worksheet, write a sentence or a few sentences about the people in your family and the things that you enjoy doing as a family.
- Make a family tree for your own family – you can choose one of our worksheets to help you.
- Look at the different families in the pictures. Choose one to make a family tree about.
- Cut out and play one of our Different Families card games.
- Try the different families wordsearch.
- Choose one of the colouring in sheets, use scrap materials or things from your art and craft supply to turn it into a collage.
- Watch Pop'n'Ollly's story about *The Ice Queen and Her Wife* <https://www.youtube.com/watch?v=asYa3bDmI18&t>. Answer the questions about it.



Year 3 and 4

- Draw or paint a portrait of your family.
- Write a diary entry based around an activity you did with your family.
- Write a script for a podcast about families. Think about your own family but other people's families too. You could use the pictures of different families to help you. What do all families have in common? What are some of the things that make other families different from each other?
- Make a family tree for your own family – this could be in a formal structure like on the example sheet, or it could be in the form of a picture like in the Frida Kahlo painting.
- Try the different families wordsearch.
- Cut out and play one of our Different Families card games.
- Invent a card game using the Different Families cards. Write a set of instructions so that other people will know how to play.
- Watch Pop'n'Olly's story about *The Ice Queen and Her Wife* <https://www.youtube.com/watch?v=asYa3bDmlI8&t>. Write a review of the story. You should include a summary of the plot, mention what you liked or disliked about the story, and say if you would recommend it and why.

Year 5 and 6

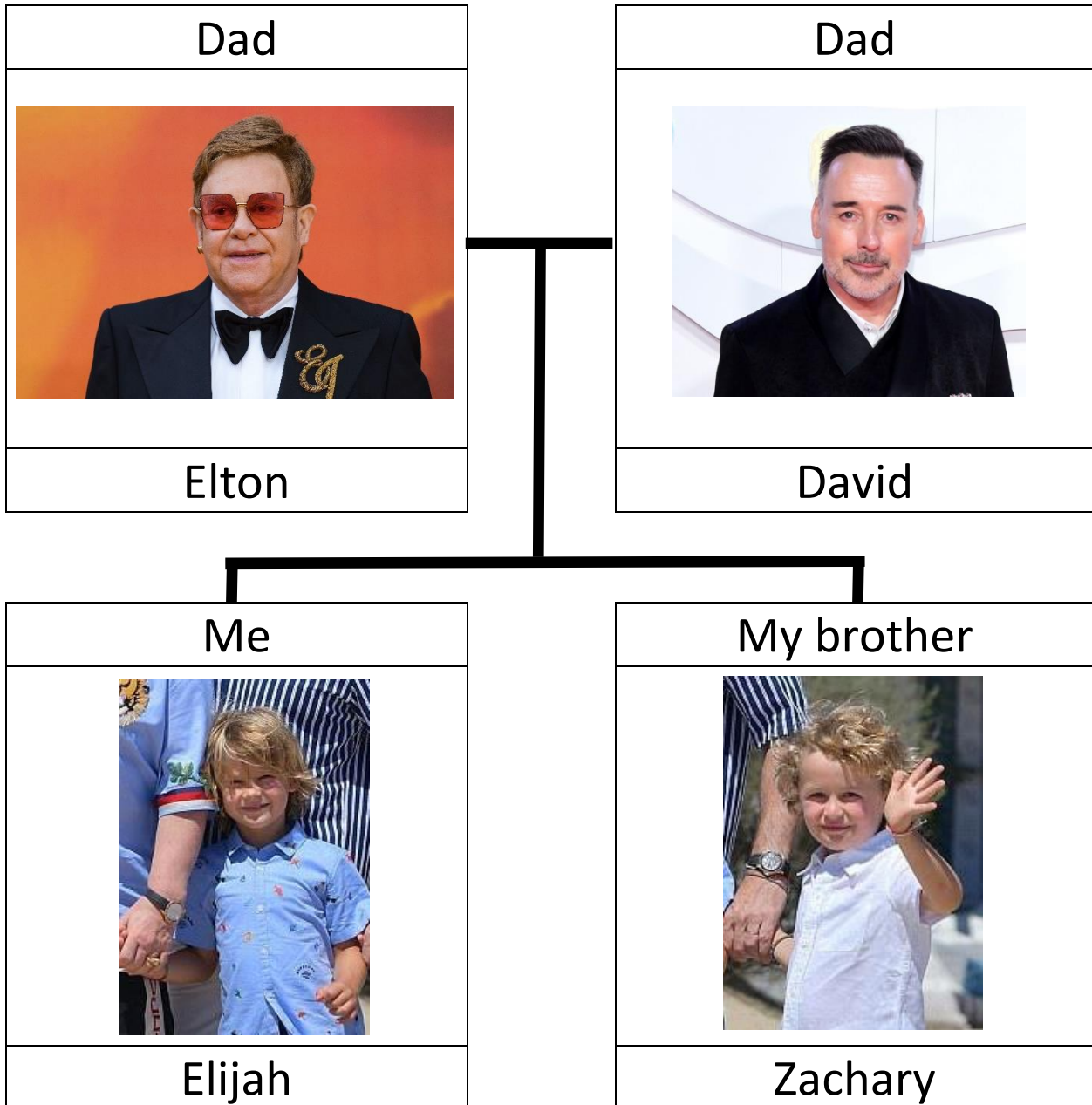
- Draw or paint a portrait of your family.
- Write a diary entry based around an activity you did with your family.
- Write a script for a podcast about families. Think about your own family but other people's families too. You could use the pictures of different families to help you. What do all families have in common? What are some of the things that make other families different from each other?
- Make a family tree for your own family – this could be in a formal structure like on the example sheet, or it could be in the form of a picture like in the Frida Kahlo painting.
- Cut out and play one of our Different Families card games.
- Invent a card game using the Different Families cards. Write a set of instructions so that other people will know how to play.
- Watch Pop'n'Olly's story about *The Ice Queen and Her Wife* <https://www.youtube.com/watch?v=asYa3bDmlI8&t>. Write a review of the story aimed at younger children.



Resources for everyone

Example family tree

Elijah's Family








My family tree

Cut out as many boxes as you need to show who is in your family. Draw a picture of each family member in a separate box. Write the names of each person underneath the picture and their relation to you (for example, brother) above the picture. Stick them onto this sheet or a big piece of paper to show your family.

People that look after me (my parents, co-parents, carers, grandparents):

Me and my siblings:

Different families





Card games

Print 4 copies of each of the cards.

Snap

The dealer deals out the whole deck of cards face-down, one card at a time to each player. Starting with the player to the left of the dealer, each player takes a turn turning over the top card of their pile and putting it face up on the central pile.

This continues until one player turns over a card with the same family as the top card. The first person to call out “snap” and put their hand on the cards takes the central pile and adds them to their own cards.

Keep going until only one person has any cards. They then place one card after another on the central pile. Again, when 2 of the same families appear someone shouts “snap” and puts their hand over the cards and takes them. Play until just one person has all the cards.




Pairs

Lay the cards face down on a table. Take it in turns to pick up 2 cards. If they match keep them, if not put them back, trying to remember where they were. The winner is the player with the most cards at the end.

Guess the family

You will need 2 cards showing each family. Place one set of family cards face up on the table. Shuffle the other set of family cards. One player picks a card from the shuffled set, without showing anyone else. The other players have to ask questions to help them guess which family is on the card. They are only to ask questions with a “yes” or “no” answer (for example, does the family have 3 children?).

Home Learning Pack: Different families





Different families


F Q M C R X X I S N F A O H P N B S Q D J N W P M
J M P R G E D V Z W U N Q M M A M A M C W J N N X
U H D C K I R F L K G B N V O M V V V E K Q O H D
H N M B Z H N A G I S Y B M R Y T B Y F M G B K A
R L C U R X G B C G W L I Y S W D C X W Z J M G H
D Z P L U L A H S J L I C C A S N S H A R I N G K
J F M E E X J G C K M M V J I Y E K Q G U C M N U
F Z P H G N J B O D Q A Z D O C O N N Q O P J M U
C F N Z Q P T H L I G F K P S B G L B M U W J S R
C N A P A P F H J R P L T M H B R R R C B B V D A
W B X P A M C L T G Q B M N W E A I O D F G U A V
O O Z L D G L S N E K A D W E X N K T M P A E K M
G X D E S N N N R Y E B C C A R D K H V G V A U X
S U F Q M I A R A N R A J B X Q A R E M O J Y M M
V K T A F L B R B A R F I U L D D P R L I N M U M
D Z O Z V B B R G I I D U A E H D P R R W G W A L
A C E A X I K Z N V D A E S M V K F H E Z E A R X
G Q S W L S L G N P M D L W G I S R E H T E G O T
B F G K P E J V E T V A U X X E U X O U N S Q R V
I E H D C V T I V P F U W Z I H E I M F T L I D E
U Q D O V L B B N I U I E Z Z I G E I P C C T S G
M R B O A P E Y N R S G L L R T Q Y B R W A F R B
L T N L J V B U V U Y D N K Z B Y W D Q Y P W L Z
M U Q D O J T O F O X A S G D G R A N D M A K H Y
R D L L T V W K V Q T L Z W F H E Q D A U N T I E

MUM
DAD
MAMA
PAPA
BABA
GRANDMA
GRANDPA
GRANDAD
BROTHER
SISTER
SIBLING
PARENT
CARER
AUNTIE
UNCLE
FAMILY
TOGETHER
LOVE
CARING
SHARING




Resources for Reception and Key Stage 1 children


Home Learning Pack: Different families




Home Learning Pack: Different families




Home Learning Pack: Different families




Home Learning Pack: Different families



Home Learning Pack: Different families



Home Learning Pack: Different families





My Family

Draw your family doing an activity together. Write the names of your family members next to them on the picture.





My Family

Draw your family doing an activity together. Finish the sentence under the picture.



My family likes to _____



My Family

Draw your family doing an activity together. Write about your family underneath the picture.





The Ice Queen and Her Wife

Watch *The Ice Queen and Her Wife* and discuss the story with an adult. They could ask you some of these questions:

1. Where did the Queen live?
2. What was the Queen's magical power?
3. Who did the Queen live with?
4. What presents did the Queen give to her wife?
5. What was the Queen's wife called?
6. What was Summer's magic?
7. If you had a magical power, what would you want it to be?
8. Where did the Queen and Summer visit?
9. What did the people of the town say to the Queen and Summer?
10. What did the people of the town do to the Queen and Summer?
11. What gifts did the Queen and Summer leave for each other?
12. What was the message of the story?



The Ice Queen and Her Wife

Watch *The Ice Queen and Her Wife*, then answer the questions.

1. Where did the Queen live?

2. What was the Queen's magical power?

3. Who did the Queen live with?

4. What presents did the Queen give to her wife?

5. What was the Queen's wife called?

6. What was Summer's magic?

7. If you had a magical power, what would you want it to be?

Home Learning Pack: Different families



8. Where did the Queen and Summer visit?

9. What did the people of the town say to the Queen and Summer?

10. What did the people of the town do to the Queen and Summer?

11. What gifts did the Queen and Summer leave for each other?

12. What was the message of the story?



The Ice Queen and Her Wife

Watch the Ice Queen and Her Wife then answer the questions.

1. Where did the Queen live?

2. What was the Queen's magical power?

3. Who did the Queen live with?

4. What presents did the Queen give to her wife?

5. What was the Queen's wife called?

6. What was Summer's magic?

7. Where did the Queen and Summer visit?

8. What did the people of the town say to the Queen and Summer?



9. How do you think the Queen and Summer felt when the people from the town were mean to them?

10. Why do you think the Queen kept holding Summer's hand?

11. Why were the people of the town angry?

12. What did the people of the town do to the Queen and Summer?

13. What gifts did the Queen and Summer leave for each other?

14. What was the message of the story?



Resources for Key Stage 2 children

Frida Kahlo's family tree

