



















St Anne (Stanley) C of E Primary School

Art and Design Curriculum Overview 2020 – 2021

	Autumn 1	Spring 1	Summer 1
Year 1	<p style="text-align: center;">Skills (Drawing, Painting, Craft - Printing)</p>  <p style="text-align: center;">Renata Bernal</p>	<p style="text-align: center;">Landscapes using different media (Collage)</p>  <p style="text-align: center;">Charles Monet</p>	<p style="text-align: center;">Sculptures and Collages</p>  <p style="text-align: center;">Louise Bourgeois</p>
Year 2	<p style="text-align: center;">Skills (Drawing, Painting, Sculpture, Craft – Weaving)</p>  <p style="text-align: center;">Max Ernst</p>	<p style="text-align: center;">Human Form (Drawing, Sculpture & Collage)</p>  <p style="text-align: center;">Damien Hurst</p>	<p style="text-align: center;">Sculpture and Mixed Media</p>  <p style="text-align: center;">Roy Lichtenstein</p>
Year 3	<p style="text-align: center;">Skills (Drawing, Painting, Craft and Design – Craft Puppets)</p>  <p style="text-align: center;">Lotte Reiniger</p>	<p style="text-align: center;">Prehistoric Art (Mixed Media)</p>  <p style="text-align: center;">Cueva de las Manos</p>	<p style="text-align: center;">Craft (Design & Collage)</p>  <p style="text-align: center;">Ann Roth</p>
Year 4	<p style="text-align: center;">Skills (Drawing, Painting, Sculpture, Design – Optical Illusions, Design – Willow Pattern)</p>  <p style="text-align: center;">Luz Perez Ojeda</p>	<p style="text-align: center;">Sculpture</p>  <p style="text-align: center;">El Anatsui</p>	<p style="text-align: center;">Every Picture Tells a Story (Analysing famous artists' works)</p>  <p style="text-align: center;">Paula Rego</p>
Year 5	<p style="text-align: center;">Architecture</p>  <p style="text-align: center;">F. Hundertwasser</p>	<p style="text-align: center;">Design for a Purpose</p>  <p style="text-align: center;">Morag Myerscough</p>	<p style="text-align: center;">Every Picture Tells a Story (Analysing famous artists' works)</p>  <p style="text-align: center;">Banksy</p>
Year 6	<p style="text-align: center;">Make my Voice Heard (Drawing, Painting & Sculpture)</p>  <p style="text-align: center;">Käthe Kollwitz</p>	<p style="text-align: center;">Still Life (Drawing)</p>  <p style="text-align: center;">Ben Nicholson</p>	<p style="text-align: center;">Photography</p>  <p style="text-align: center;">Edvard Munch</p>

*Our curriculum map gives one example of the many greats and famous pieces we explore through each of our Art and Design topics. See our Art and Design Curriculum link for more information.