


Jolly Phonics


This week in nursery we have learnt about the letter 'i' and the sound that it makes. We have learnt the accompanying action and also practised singing the special jolly phonics song.

We have also revised and revisited the other letters that we looked at last week.

It is Bee's birthday. Inky has made a pink pig party cake with 3 candles to puff out *p, p, p*.


P p




 **Action:** Pretend to puff out candles and say *p, p, p*.

Inky is woken up by a nasty noise. There is a model plane flying about going *nnnnnnnnnn*.

N n



 **Action:** Hold arms out at side, as if a plane, and say *nnnnnnnnnn*.

Number Fun

This week in nursery we have been looking at the number '1'.

When we see it, we have been standing up like the girl on the flashcard and we shout out 'one'.

We have also looked at the number '2' and we have talked about its shape and the way in which it looks a little bit like a 'dickie bird'.

When we see the number '2' we have been singing the nursery rhyme 'Two Little Dickie Birds'.

Two little dickie birds sitting on a wall,

One named Peter,

One named Paul,

Fly away Peter,

Fly away Paul,

Come back Peter,

Come back Paul.

We are hoping that this will help us remember the numbers '1' and '2'.

